













# Seasonal Changes (Spring to Summer): Spring Walk

<b>Aim:</b> To observe changes across the four seasons by going on a spring walk. I can identify signs of spring.	<b>Success Criteria:</b> I can spot the signs of spring in my local area. I can tell you four signs of spring.	<b>Resources:</b> <b>Lesson Pack</b> Clipboard per pair Cameras/tablets (if available) Relevant outings and trips resources in line with your school policy and procedures, e.g. medication, first aid kit etc.
	<b>Key/New Words:</b> Observe, signs, record, blossom, buds, bluebells, daffodils, dandelions, bees, frogspawn, tadpoles, lambs.	<b>Preparation:</b> Follow your school policy and procedures on outings and trips e.g. risk assessments, consent, medication etc. <b>Signs of Spring Activity Sheet</b> - 1 per pair

**Prior Learning:** It will be helpful if children have some knowledge of spring.

## Learning Sequence

	<b>Signs of Spring:</b> Look at the pictures on the <a href="#">Lesson Presentation</a> . With a partner, children discuss any signs in the pictures which suggest it is spring.	
	<b>Out and About:</b> Explain that today they will be going on a short local walk and doing their science learning outside. Remind children of the rules they must follow to keep them safe and go through them to ensure their understanding.	
	<b>Look closely:</b> Explain they will be looking out for signs of spring. Model how to fill in the <a href="#">Signs of Spring Activity Sheet</a> . Explain that they will be working in pairs so will be sharing a clipboard, sheet and pencil.	
	<b>Spring Walk:</b> Children go on a short local area walk. They work in mixed ability pairs to complete the <a href="#">Signs of Spring Activity Sheet</a> . <i>Can children spot signs of spring in their local area?</i> If possible, let children take photos of some of the signs of spring on camera or tablets.	
	<b>Observations:</b> When back in the classroom, ask the children to feed back their observations. What different signs of spring did they find? <i>Are children able to tell you 4 signs of spring?</i> If possible, share any photos taken with the whole class on the whiteboard.	
	<b>3 Words:</b> Ask children to think of three words to describe their spring walk, for example fun, orange and windy. Ask children to share some of their ideas.	

## Taskit

**Paintit:** Children could paint spring pictures of different types of flowers.

**Craftit:** Children could use the [Egg Box Daffodil Craft Instructions](#) to create their own daffodil collages.

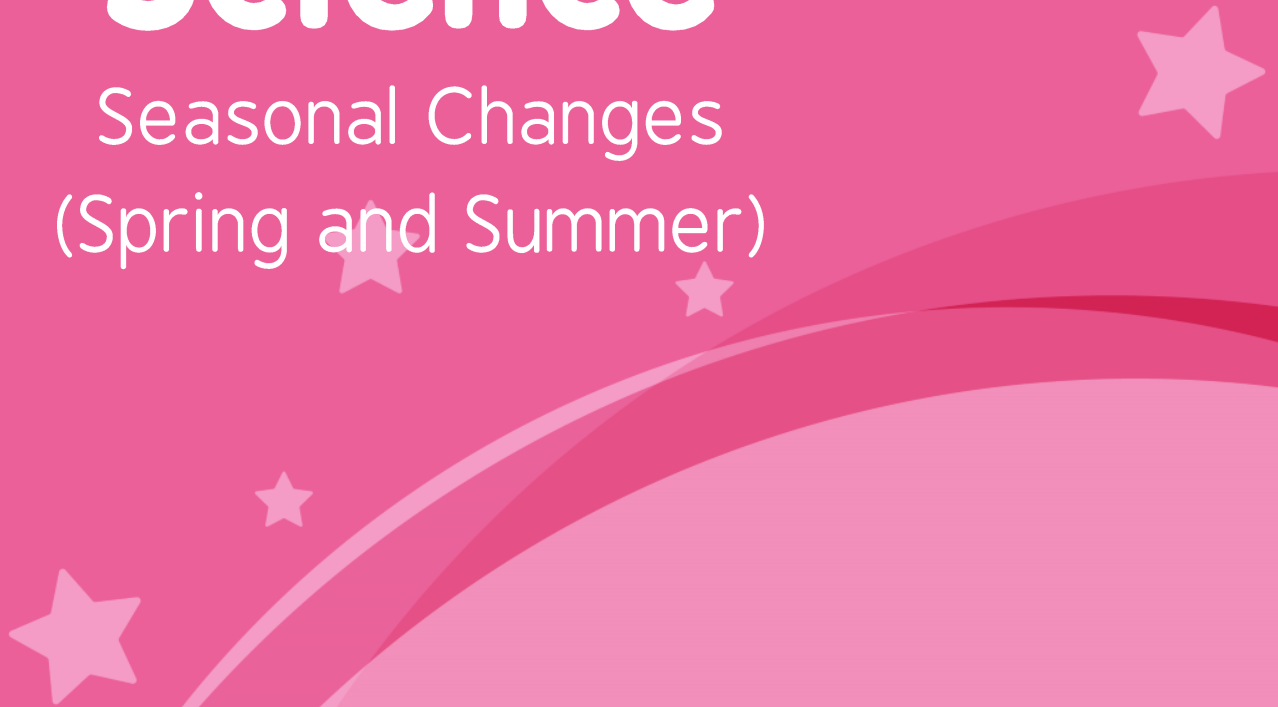
**Bottleit:** Children could create spring in a bottle by collecting small objects which they associate with spring (such as seeds) in a small (washed) transparent drinks bottle. See the Seasons Discovery Bottles sheet for more ideas. Children could then share these with the class, explaining why they put their objects in their bottle.

**Displayit:** Children could contribute to a spring display by taking spring photos, creating spring pictures or bringing in spring objects or spring bottles.



# Science

Seasonal Changes  
(Spring and Summer)



# Spring Walk



# Aim

- I can identify signs of spring.

# Success Criteria

- I can spot the signs of spring in my local area.
- I can tell you 4 signs of spring.



# Signs of Spring




Photo courtesy of GrahamPics1, Ian Sane, Jeff Kubina and John Morgan (@flickr.com) - granted under creative commons licence – attribution

# Out and About

Today we are going to go on a short walk and doing our science learning outside.



What must we remember to do to keep ourselves safe?

# Look Closely

You will be working in pairs to spot different signs of spring. So keep your eyes peeled and look closely.


When you have spotted a sign of spring, tick it off your list. If you find something which isn't on the list, draw a picture and label it in the space at the bottom of your sheet.

## Signs of Spring


- blossom
- buds
- bluebells
- daffodils
- dandelions
- bees
- frogspawn
- tadpoles
- lambs

Draw and label any other signs of spring here:

# Spring Walk



Off we go!



## Signs of Spring

- |                                     |                                    |
|-------------------------------------|------------------------------------|
| <input type="checkbox"/> blossom    | <input type="checkbox"/> bees      |
| <input type="checkbox"/> buds       | <input type="checkbox"/> frogspawn |
| <input type="checkbox"/> bluebells  | <input type="checkbox"/> tadpoles  |
| <input type="checkbox"/> daffodils  | <input type="checkbox"/> lambs     |
| <input type="checkbox"/> dandelions |                                    |

Draw and label any other signs of spring here:



# Observations



Which signs of spring did you see?

Did you find any signs of spring which weren't on the list?  
What were they?

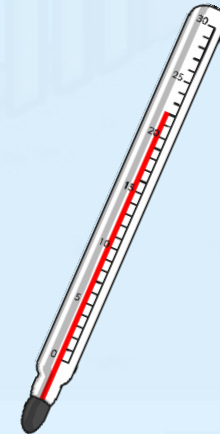




# 3 Words



Think about all the things you saw on our spring walk and how you felt.  
Think of 3 words which describe the walk.

My three words would be...



# Aim



- I can identify signs of spring.

# Success Criteria

- I can spot the signs of spring in my local area.
- I can tell you 4 signs of spring.



# Signs of Spring



blossom

bees

buds

frogspawn

bluebells

tadpoles

daffodils

lambs

dandelions

butterflies

Draw and label any other signs of spring here:

A large, empty rectangular box with a black border, intended for drawing and labeling other signs of spring.



# Signs of Spring

I can observe the signs of spring.



blossom

bees

buds

frogspawn

bluebells

tadpoles

daffodils

lambs

dandelions

butterflies

Draw and label any other signs of spring here:

Seasonal Changes (Spring and Summer) | Spring Walk

<b>I can identify signs of spring.</b>		
I can spot the signs of spring in my local area.		
I can tell you four signs of spring.		

Seasonal Changes (Spring and Summer) | Spring Walk

<b>I can identify signs of spring.</b>		
I can spot the signs of spring in my local area.		
I can tell you four signs of spring.		

Seasonal Changes (Spring and Summer) | Spring Walk

<b>I can identify signs of spring.</b>		
I can spot the signs of spring in my local area.		
I can tell you four signs of spring.		

Seasonal Changes (Spring and Summer) | Spring Walk

<b>I can identify signs of spring.</b>		
I can spot the signs of spring in my local area.		
I can tell you four signs of spring.		

Seasonal Changes (Spring and Summer) | Spring Walk

<b>I can identify signs of spring.</b>		
I can spot the signs of spring in my local area.		
I can tell you four signs of spring.		

Seasonal Changes (Spring and Summer) | Spring Walk

<b>I can identify signs of spring.</b>		
I can spot the signs of spring in my local area.		
I can tell you four signs of spring.		

Seasonal Changes (Spring and Summer) | Spring Walk

<b>I can identify signs of spring.</b>		
I can spot the signs of spring in my local area.		
I can tell you four signs of spring.		

Seasonal Changes (Spring and Summer) | Spring Walk

<b>I can identify signs of spring.</b>		
I can spot the signs of spring in my local area.		
I can tell you four signs of spring.		